

HOW TO CREATE a good URBAN CLIMATE

What do we need for a good urban climate? We asked experts, young people, small communities and large cities as well as entrepreneurs at home and abroad. We brainstormed in teams and dared to dream; to dream of a vital, liveable, lively and climate-friendly city. Just a few steps lead to a better urban climate. Let us inspire you and help to make our common dreams come true.

1 Make settlement edges permeable

At the edge of settlement areas, open spaces have to be connected to the surrounding countryside. If possible, buildings should be arranged parallel to the wind direction and large building blocks should be avoided.

2 Secure key surfaces for ventilation corridors at an early stage

Strategic spaces must be provided to ensure the flow of cold air. The areas are to be prioritised according to flow velocity as well as vertical and horizontal expansion of the flow.

3 Plan street space from facade to facade and secure space for trees

By planning the entire public space between two facades (including the streetscape), space for trees with large crowns is ensured.

4 Create shaded paths to the cool spots

Shading measures ensure short and shady connections from the settlement area to the cool spots.

5 Use industrial and commercial areas for climate-protecting measures

Industrial and commercial zones can contribute significantly to a good urban climate. For example, through greening and rainwater retention on roofs, the sewage system can be relieved in case of heavy rains and buildings cooled.

6 Minimise sealed surfaces and create cooling elements

Sealed surfaces are to be concentrated in a few, predetermined locations. A large water body ensures a good urban climate and can reduce the negative effect of a hot spot.

7 Use water and make it an experience

The restoration of streams, which were previously channelled and underground, improves the water regime and leads to quality experiences. Moreover it increases the retention capacity during heavy rainfall.

8 Create a pleasant indoor climate by shading facades

The room temperature can be significantly influenced by the placement of trees with large crowns and the shading of facades.

9 Encourage air circulation through a loose setting of the buildings

Loose constructions can influence positively circulation and the functional connection between indoor and outdoor green spaces. With the correct placement of high-rise buildings, (cold) winds can be used in favor of the urban climate.

10 Optimise the interaction of open spaces and achieve a long-distance effect

The interaction between the surrounding open spaces and the public space inside the settlement area has to be optimised, e.g. by opening up the development towards the open spaces. This will create extensive green spaces with a long-distance effect.

11 Use buildings as protection against hot spots

A pleasant microclimate can be created by cleverly arranging the buildings, e.g. by setting building blocks as barrier to hot spots (e.g. heat islands such as track surfaces).

12 Design unsealed surfaces in a natural way in settlement areas

By means of natural greening of unsealed areas, biodiversity in the settlement area is promoted and at the same time contributes to a better living environment.

13 Create a pleasant urban climate in inner courtyards

The heat load can be reduced by removing sealed surfaces (such as car parks or outbuildings). A good urban climate is also created by planting vegetation and promoting water bodies.



23



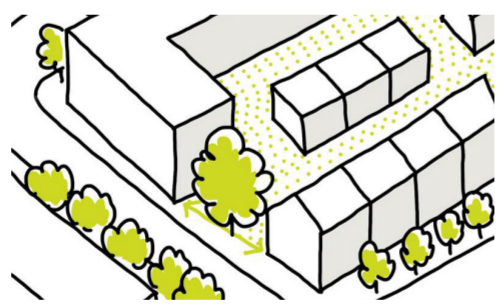
14 Use rainwater and relieve the sewage system during heavy rainfall

With targeted rainwater management (e.g. with ponds on the buildings), rainwater can be used to irrigate green facades and as service water in the building.



19 Make water accessible for the well-being of the population

By creating access to streams and watercourses, water becomes an experience. At the same time, the quality of life for the population is improved.



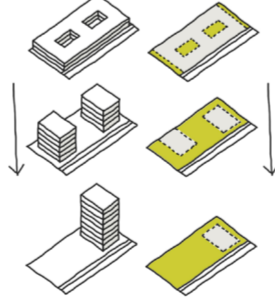
15 Promote valuable green through planning

By reducing distances to the border and to the road for trees and shrubs, space is created for trees with large crowns in the settlement area.



20 Promote the horizontal and vertical greening of buildings

Green facades and roofs improve the local air quality and should be promoted, e.g. by granting a site bonus.



16 Secure valuable green spaces through inward development

Depending on the context, new green spaces can be created by means of higher buildings while maintaining the same floor area ratio.




21 Use greening options when planning transport infrastructure

The greening of elements of the transport infrastructure, such as the roofs of bus stops or tram lines, can play a greening compensatory role.



17 Resize parking spaces in public spaces and convert them into parklets

The conversion of parking spaces into parklets creates new green spaces and areas for exchange and encounters.




22 Loose development on the slopes for a good urban climate

A loose setting of the buildings on slopes favours the outflow of cold air. Terraced houses should be arranged parallel to the direction of flow of cold air channels.



18 Every measure counts

Small-scale measures, such as nesting sites for birds or natural flower beds, also help to improve the urban climate and promote biodiversity.



23 Create platforms for participation and engagement

With simple online platforms, the population and other stakeholders, such as actors from the economy, can be encouraged to participate.